

# BEALE APP

## NOTIFICATIONS



1  
Open the App Store and search for the USAF Connect App. Select **GET**.



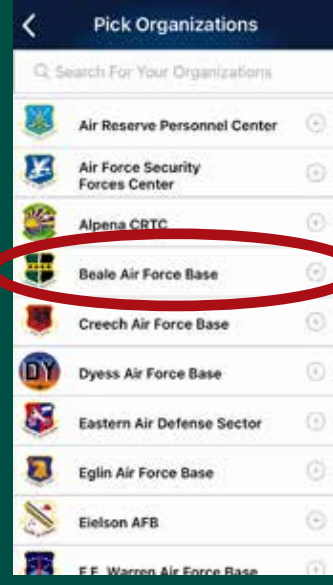
2  
Once the App downloads open the App. Select **FAVORITES**.



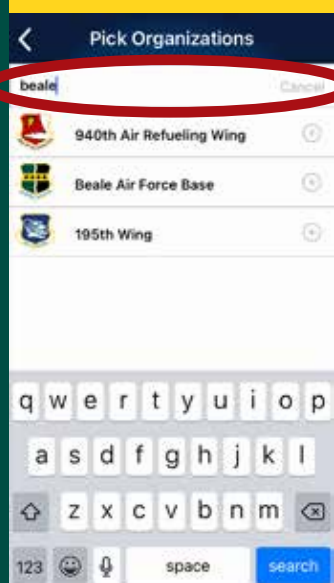
3  
Select **Add more**.




4  
Scroll through until you find the **Beale Air Force Base Organization App**.  
**OR**



5  
Type "beale" in the search bar.



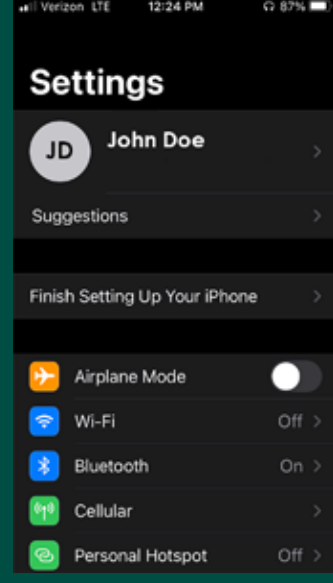
6  
Once you find **Beale Air Force Base**, select it, and click the back arrow.



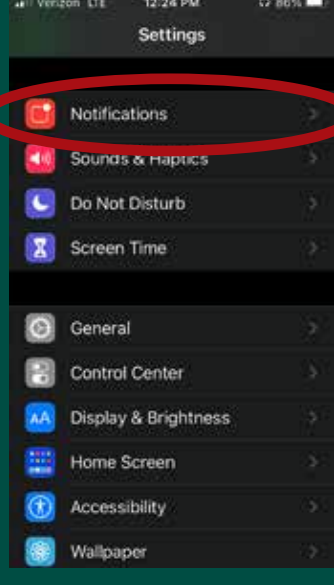
7  
The Beale App will now appear in your Favorites.



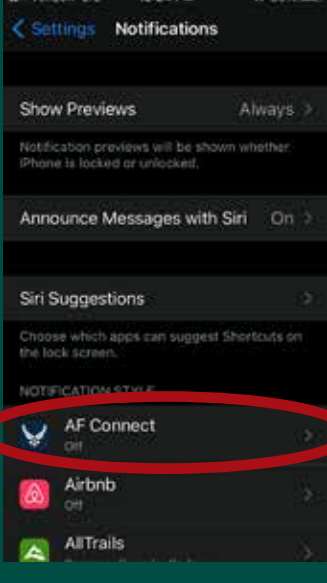
8  
Go to your phone's **Settings**.



9  
Scroll down to and select **Notifications**.



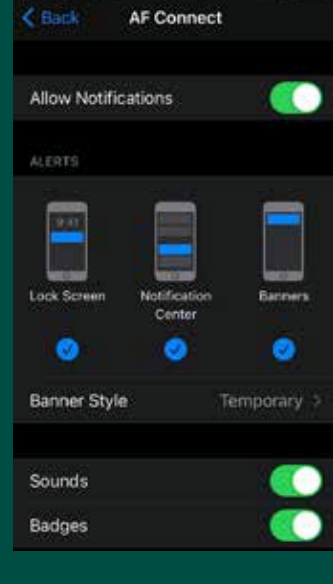
10  
Scroll down to and select **AF Connect**.




11  
Shift the slider to **Allow Notifications**.



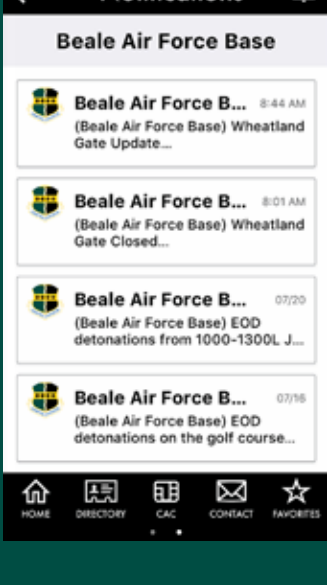
12  
You will now receive automatic notifications from Beale.



12  
You may also read notification in the Beale App. Select **Notifications** in the menu.



14  
Notifications about gate closures, emergencies, etc. will be listed.



15  
Select a notification to read the details.

